

Introductory sub-table 1(a)

Name of the Company: TARANGINI INVESTMENTS LIMITED

Scrip Code, Name of the scrip, class of security: EQUITY

Quarter Ended: 31.03.2014


Partly paid-up shares:-	No. of partly paid-up shares	As a % of total no. of partly paid-up shares	As a % of total no. of shares of the company
Held by promoter/promoter group	0	0	0
Held by public	0	0	0
Total	0	0	0

Outstanding convertible securities:-	No. of outstanding securities	As a % of total no. of outstanding convertible securities	As a % of total no. of shares of the company, assuming full conversion of the convertible securities
Held by promoter/promoter group	0	0	0
Held by public	0	0	0
Total	0	0	0

Warrants:-	No. of warrants	As a % of total no. of warrants	As a % of total no. of shares of the company, assuming full conversion of warrants
Held by promoter/promoter group	0	0	0
Held by public	0	0	0
Total	0	0	0

Total paid-up capital of the company, assuming full conversion of warrants and convertible securities

TARANGINI INVESTMENTS LTD.

  
Director

**Statement Showing Shareholding Pattern As On 31/03/2014**

Category code	Category of Shareholder	Table (I)(a)					Total shareholding as a percentage of total number of shares		Shares Pledged or otherwise encumbered	As a percentage
		Number of Shareholders	Total number of shares	Number of shares held in dematerialized form	As a percentage of (A+B) <sup>1</sup>	As a percentage of (A+B+C)	Number of shares	(IX) = (VIII)/(IV)*100		
(I)	(II)	(III)	(IV)	(V)	(VI)	(VII)	(VIII)	(IX)		
(A)	Shareholding of Promoter and									
1	Indian									
(a)	Individuals/ Hindu Undivided Family									
(b)	Central Government/ State Government(s)	10	110000	0	44.90	44.90	0	0.00		
(c)	Bodies Corporate	0	0		0.00	0.00		0.00		
(d)	Financial Institutions/ Banks	0	0		0.00	0.00		0.00		
(e)	Any Others(Specify)	0	0		0.00	0.00		0.00		
(e-i)					0.00	0.00		0.00		
(e-ii)					0.00	0.00		0.00		
	<b>Sub Total(A)(I)</b>	<b>10</b>	<b>110000</b>	<b>0</b>	<b>44.90</b>	<b>44.90</b>	<b>0</b>	<b>0.00</b>		
2	Foreign									
a	Individuals (Non-Residents Individuals/ Foreign Individuals)									
b	Bodies Corporate				0.00	0.00		0.00		
c	Institutions				0.00	0.00		0.00		

MANAGER

*[Signature]*

THREAT


d	Qualified Foreign Investor																			
e	Any Others(Specify)																			0.00
e-i																				0.00
e-ii																				0.00
	Sub Total(A)(2)	0	0	0	0	0	0.00,*	0.00	0	0										0.00
	Total Shareholding of Promoter and	10	110000		0	44.90		44.90	0											0.00
(B)	Public shareholding																			
1	Institutions																			
(a)	Mutual Funds/ UTI																			
(b)	Financial Institutions / Banks						0.00	0.00												
(c)	Central Government/ State Government(s)						0.00	0.00												
(d)	Venture Capital Funds						0.00	0.00												
(e)	Insurance Companies						0.00	0.00												
(f)	Foreign Institutional Investors						0.00	0.00												
(g)	Foreign Venture Capital Investors						0.00	0.00												
(h)	Qualified Foreign Investor						0.00	0.00												
(i)	Any Other (specify)						0.00	0.00												
(i-ii)							0.00	0.00												
(i-ii)							0.00	0.00												
	Sub-Total (B)(1)	0	0	0	0	0.00		0.00												
B 2	Non-institutions																			
(a)	Bodies Corporate																			
(b)	Individuals																			
I	Individuals - i. Individual shareholders holding nominal share capital up to Rs 1 lakh	6	36000		0	14.70		14.70												
II	ii. Individual shareholders holding nominal share capital in excess of Rs. 1 lakh.	9	99000		0	40.41		40.41												

PARANGI INVESTMENTS LTD.

*(Signature)*

(c)	Qualified Foreign Investor								
(d)	Any Other (specify)					0.00	0.00		
(d-i)						0.00	0.00		
(d-ii)						0.00	0.00		
	Sub-Total (B)(2)	15	135000	0	55.10	55.10			
(B)	Total Public Shareholding (B)= (B)(1)+(B)(2)	15	135000	0	55.10	55.10			
	TOTAL (A)+(B)	25	245000	0	100.00	100.00			
(C)	Shares held by Custodians and against which Depository Receipts have been issued								
1	Promoter and Promoter Group						0.00		
2	Public						0.00		#DIV/0!
	Sub-Total (C)	0	0	0			0		
	GRAND TOTAL (A)+(B)+(C)	25	245000	0		100.00		0	0.00

TARANGINI INVESTMENTS



Director

(I)(b) Statement showing holding of securities (including shares, warrants, convertible securities) of persons belonging to the category "Promoter and Promoter Group"


Sr. No.	Name of the shareholder	Details of Shares held		Encumbered shares (*)		Details of warrants		Details of convertible securities		Total shares (including underlying shares assuming full conversion of warrants and convertible securities) as a % of diluted share capital		
		Number of shares held	As a % of grand total (A)+(B)+(C)	No.	As a percentage (V)=(V)/(III)*100	As a % of grand total (A)+(B)+(C) of sub-clause (I)(a)	Number of warrant held	As a % of total number of warrants of the same class	Number of convertible securities held		As a % of total number of convertible securities of the same class	
(i)	(ii)	(iii)	(iv)	(v)	(vi)=(v)/(iii)*100	(vii)	(viii)	(ix)	(x)	(xi)	(xii)	
1	PANKAJ KHETAN	11000	4.49		0.00	0.00		0			0	4.49
2	RACHNA KHETAN	11000	4.49		0.00	0.00		0			0	4.49
3	MASTER BHAVYA KHETAN	11000	4.49		0.00	0.00		0			0	4.49
4	V.P. KHETAN	11000	4.49		0.00	0.00		0			0	4.49
5	SHARDA KHETAN	11000	4.49		0.00	0.00		0			0	4.49
6	ARVIND KHETAN	11000	4.49		0.00	0.00		0			0	4.49
7	SANTOSH KHETAN	11000	4.49		0.00	0.00		0			0	4.49

TARANGINI INVESTMENTS LTD

*(Signature)*

8	SONU SHARMA	11000	4.49		0.00	0.00		0		0	4.49
9	REENA SHARMA	11000	4.49		0.00	0.00		0		0	4.49
10	PANKAJ KHETAN (HUF)	11000	4.49		0.00	0.00		0		0	4.49
	<b>TOTAL</b>	<b>110000</b>	<b>44.90</b>		<b>0.00</b>	<b>0.00</b>		<b>0</b>		<b>0</b>	<b>44.9</b>

TARANJIM INVESTMENTS LTD.



Director

(D)(c)(i) Statement showing holding of securities (including shares, warrants, convertible securities) of persons belonging to the category "Public" and holding more than 1% of the total number of shares

Sr. No.	Name of the shareholder	Number of shares held	Shares as a percentage of total number of shares {i.e., Grand Total (A)+(B)+(C) indicated in Statement at para (D)(a) above}	Details of warrants		Details of convertible securities		Total shares (including underlying shares assuming full conversion of warrants and convertible securities) as a % of diluted share capital
				Number of warrants held	As a % total number of warrants of the same class	Number of convertible securities held	% w.r.t total number of convertible securities of the same class	
1	BEENA BANSAL	11000	4.49		0		0	4.49
2	SHRIPRA BANSAL	11000	4.49		0		0	4.49
3	SARITA AGGARWAL	11000	4.49		0		0	4.49
4	D.P. GOYAL	11000	4.49		0		0	4.49
5	ASHA JAIN	11000	4.49		0		0	4.49
6	LOKESH JAIN	11000	4.49		0		0	4.49
7	VISHAL JAIN	11000	4.49		0		0	4.49
8	VED PRAKASH SAINI	9850	4.02		0		0	4.02
9	MS. SAPNA JAIN	11000	4.49		0		0	4.49
10	MUKESH KUMAR	5000	2.04		0		0	2.04
11	VINOD KUMAR	11000	4.49		0		0	4.49
12	BINDU CHAUDHRY	5000	2.04		0		0	2.04
13	BHARAT CHAUDHARY	5000	2.04		0		0	2.04
14	MS. SHASHI SAINI	4400	1.8		0		0	1.8
15	ROSHAN LAL	6750	2.75		0		0	2.75
	<b>TOTAL</b>	<b>135000</b>	<b>55.10</b>		<b>0</b>		<b>0</b>	<b>55.10</b>

*[Handwritten Signature]*

