


Introductory sub-table (I)(a)

Name of the Company: TARANGINI INVESTMENTS LIMITED			
Scrip Code, Name of the scrip, class of security: EQUITY			
Quarter Ended: 31.03.2012			
Partly paid-up shares:-	No. of partly paid-up shares	As a % of total no. of partly paid-up shares	As a % of total no. of shares of the company
Held by promoter/promoter group	0	0	0
Held by public	0	0	0
Total	0	0	0
AS a % of total no. of shares of the company, assuming full conversion of the convertible securities			
Outstanding convertible securities:- No. of outstanding securities	As a % of total no. of outstanding convertible securities		
Held by promoter/promoter group	0	0	0
Held by public	0	0	0
Total	0	0	0
Warrants:-	No. of warrants	As a % of total no. of warrants	As a % of total no. of shares of the company, assuming full conversion of warrants
Held by promoter/promoter group	0	0	0
Held by public	0	0	0
Total	0	0	0
Total paid-up capital of the company, assuming full conversion of warrants and convertible securities			


TARANGINI INVESTMENTS


Director

(D)(b) Statement showing holding of securities (including shares, warrants, convertible securities) of persons belonging to the category "Promoter and Promoter Group"

Sr. No.	Name of the shareholder	Details of Shares held		Encumbered shares (*)		Details of warrants		Details of convertible securities		Total shares (including underlying shares assuming full conversion of warrants and convertible securities) as a % of diluted share capital	
		Number of shares held	As a % of grand total (A) + (B) + (C)	No.	As a percentage	As a % of grand total (A)+(B)+(C) of sub-clause (I)(a)	Number of warrants held	As a % total number of warrants of the same class	Number of convertible securities held		As a % total number of convertible securities of the same class
											(XII)
1	PANKAJ KHETAN	11000	4.49		0.00	0	0	0	0	0	4.49
2	RACHNA KHETAN	11000	4.49		0.00	0	0	0	0	0	4.49
3	MASTER BHAVYA KHETAN	10000	4.08		0.00	0	0	0	0	0	4.08
4	V.P. KHETAN	11000	4.49		0.00	0	0	0	0	0	4.49
5	SHARDA KHETAN	11000	4.49		0.00	0	0	0	0	0	4.49
6	ARVIND KHETAN	11000	4.49		0.00	0	0	0	0	0	4.49
7	SANTOSH KHETAN	11000	4.49		0.00	0	0	0	0	0	4.49

TARANGINI INVESTMENTS LTD.



Director

8	SONU SHARMA	10000	4.08					0.00		0		0	4.08
9	REENA SHARMA	10000	4.08				0.00	0.00		0		0	4.08
10	PANKAJ KHETAN (HUF)	5100	2.08				0.00	0.00		0		0	2.08
	TOTAL	101100	41.26				0.00	0.00		0		0	41.26

TARAN...

[Handwritten Signature]

...


(1)(c)(i) Statement showing holding of securities (including shares, warrants, convertible securities) of persons belonging to the category "Public" and holding more than 1% of the total number of shares

Sr. No.	Name of the shareholder	Number of shares held	Shares as a percentage of total number of shares {i.e., Grand Total (A)+(B)+(C) indicated in Statement at para (D)(a) above}	Details of warrants		Details of convertible securities		Total shares (including underlying shares assuming full conversion of warrants and convertible securities) as a % of diluted share capital
				Number of warrants held	As a % total number of warrants of the same class	Number of convertible securities held	% w.r.t total number of convertible securities of the same class	
1	VINOD KUMAR AGGARWAL	10050	4.10	0	0	0	0	4.1
2	HEMLATA	10050	4.10	0	0	0	0	4.1
3	BEENA BANSAL	10000	4.08	0	0	0	0	4.08
4	SHIPRA BANSAL	10150	4.14	0	0	0	0	4.14
5	SARITA AGGARWAL	10150	4.14	0	0	0	0	4.14
6	D.P. GOYAL	9000	3.67	0	0	0	0	3.67
7	ASHA JAIN	10100	4.12	0	0	0	0	4.12
8	LOKESH JAIN	9850	4.02	0	0	0	0	4.02
9	VISHAL JAIN	10250	4.18	0	0	0	0	4.18
10	SUNIL GOYAL	8000	3.26	0	0	0	0	3.26
11	VED PRAKASH SAINI	9850	4.02	0	0	0	0	4.02
12	MS. SAPNA JAIN	8000	3.26	0	0	0	0	3.26
13	MUKESH KUMAR	5000	2.04	0	0	0	0	2.04
14	VINOD KUMAR	5050	2.06	0	0	0	0	2.06
15	BINDU CHAUDHRY	5000	2.04	0	0	0	0	2.04
16	BHARAT CHAUDHARY	5000	2.04	0	0	0	0	2.04

TARANGINI INVESTMENTS LTD.

Director

17	MS. SHASHI SAINI	4400	1.8	0	0	1.8
	TOTAL	139900	57.11	0	0	57.11

TARANGINI INVESTMENTS LTD.

 Director

